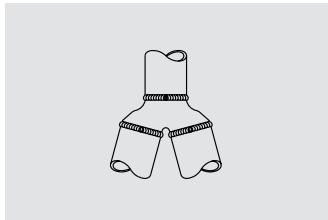


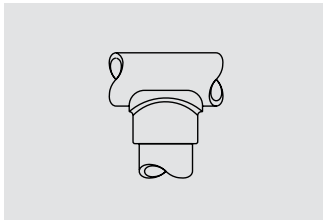
Weld aluminum connectors

Quick reference – Weld tee connectors

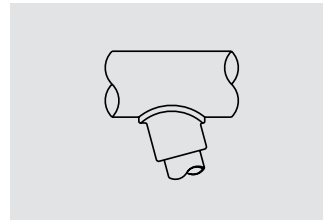
01 Type AWY-15-15
See page 6



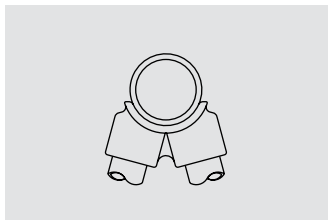
02 Type AWT
See page 7



03 Type AWTA-15
See page 8



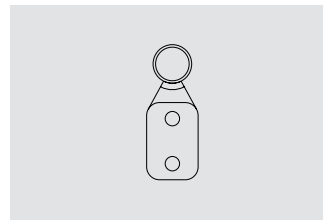
04 Type AWTA-2-15
See page 9



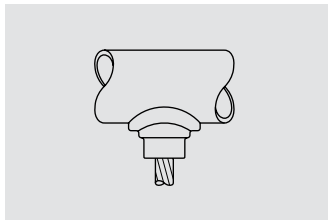
05 Type AWBT
See page 10




06 Type AWBT-90
See page 10



07 Type AWT
See page 11

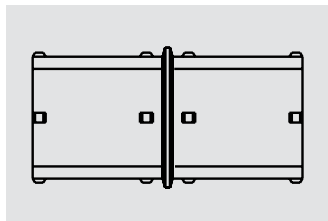


08 Type AFRW
See page 15

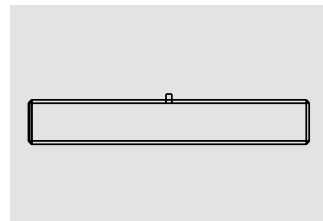


Weld couplers

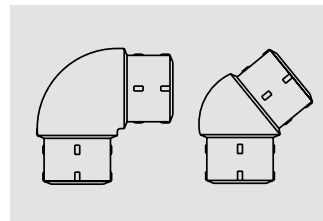
01 Type WALB
See page 12



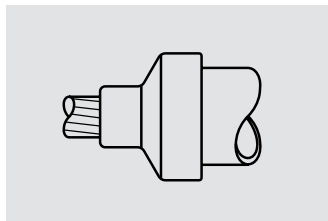
02 Type AWCE & AWCL
See page 13



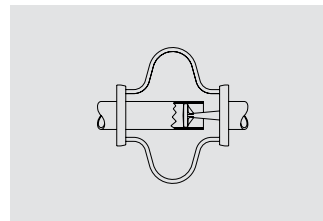
03 Type AWBE-90 & 45
See page 13



04 Type AWDC
See page 15



05 Type WAFG
See page 14



06 Type WASC
See page 14

