












## INSTALLATION INSTRUCTIONS FOR RAB 350 OR SERIES

<p><b>Step 1</b></p> <p>Cut the rocket at the marked ring for #12 to 250 kcmil, or remove rocket for 300 to 350 kcmil.</p>	
<p><b>Step 2</b></p> <p>Measure the strip length. Place the cable alongside the marking on the tower, strip the cable, and pencil insulation.</p>	 
<p><b>Step 3</b></p> <p>Insert the cable directly into rocket/RAB assembly. If necessary, loosen hex bolt to allow cable insertion. (See #5 and #6)</p>	
<p><b>Step 4</b></p> <p>Insert the cable into the tower (300 to 350 kcmil) or the rocket (#12 to 250 kcmil) until the end of the conductor touches the window.</p>	 
<p><b>Step 5</b></p> <p>Remove the screw plug by pulling the tether.</p>	
<p><b>Step 6</b></p> <p>Using a wrench, torque the connector to the values shown on the inside of the tether (120 in-lb for #12 to #3, 240 in-lb for #2 to 350 kcmil).</p>	
 	
<p><b>Step 7</b></p> <p>Replace the screw plug.</p>	
	
<p><b>Step 8</b></p> <p>The finished assembly.</p>	
	

### IMPORTANT

- Make sure all unused cable ports are sealed.
- When reinstalling a cable, it must be of the same size or larger than the one removed.
- Do not use in applications exposed to sunlight for extended periods of time. Refer to the factory for these applications.

### SAFETY PRECAUTIONS

- Follow standard safety practices when working on energized circuits.
- Insulating gloves rated to the appropriate voltage must be worn when installing on live conductors.
- Tap conductors may be installed on an energized main but **IT MUST NOT BE UNDER LOAD.**

*Thomas & Betts*

**WARRANTY:** Thomas & Betts sells this product with the understanding that the user will perform all necessary tests to determine the suitability of this product for the user's intended application. Thomas & Betts warrants that this product will be free from defects in materials and workmanship for a period of two (2) years following the date of purchase. Upon prompt notification of any warranted defect, Thomas & Betts will, at its option, repair or replace the defective product or refund the purchase price. Proof of purchase is required. Misuse or unauthorized modification of the product voids all warranties.

**Limitations and Exclusions:** THE ABOVE WARRANTY IS THE SOLE WARRANTY CONCERNING THIS PRODUCT, AND IS IN LIEU OF ALL OTHER WARRANTIES EXPRESS OR IMPLIED, INCLUDING BUT NOT LIMITED TO ANY IMPLIED WARRANTY OF MERCHANTABILITY OR FITNESS FOR A PARTICULAR PURPOSE, WHICH ARE SPECIFICALLY DISCLAIMED. LIABILITY FOR BREACH OF THE ABOVE WARRANTY IS LIMITED TO COST OF REPAIR OR REPLACEMENT OF THE PRODUCT, AND UNDER NO CIRCUMSTANCES WILL THOMAS & BETTS BE LIABLE FOR ANY INDIRECT, SPECIAL, INCIDENTAL OR CONSEQUENTIAL DAMAGES.