











WARNING

Danger of Electric Shock! Installation of this product must be performed by trained installers in accordance with all applicable local, state and national electrical codes, installation standards and safety rules.

INSTALLATION INSTRUCTIONS FOR RAB 350 TS - EZ TORQUE™ SERIES



Step 1 Remove the rocket (the rocket is not required for 300/350 kcmil).		Step 7 Tighten screw till the head breaks. The head will break off at the proper torque.	
Step 2 Cut the rocket at the marked ring for #12 to 250 kcmil.			
Step 3 Reinsert the rocket (if required).		Step 8 Snap the screw plug back into place. Press it back into the tower.	
Step 4 Measure the strip length. Place the cable alongside the markings on the tower, and strip the cable.		Step 9 If a cable is removed, reseal by installing the attached cable plug.	
Step 5 Insert the cable into the tower (300 to 350 kcmil) or the rocket (#12 to 250 kcmil) until the end of the conductor touches the window.		IMPORTANT <ul style="list-style-type: none">• Make sure all unused cable ports are sealed.• When reinstalling a cable, it must be of the same size or larger than the one removed.• Do not use in applications exposed to sunlight for extended periods of time. Refer to the factory for these applications.	
Step 6 Remove the screw plug by pulling the tether.		SAFETY PRECAUTIONS <ul style="list-style-type: none">• Follow standard safety practices when working on energized circuits.• Insulating gloves rated to the appropriate voltage must be worn when installing on live conductors.• Tap conductors may be installed on an energized main but IT MUST NOT BE UNDER LOAD.	

Thomas & Betts

WARRANTY: Thomas & Betts sells this product with the understanding that the user will perform all necessary tests to determine the suitability of this product for the user's intended application. Thomas & Betts warrants that this product will be free from defects in materials and workmanship for a period of two (2) years following the date of purchase. Upon prompt notification of any warranted defect, Thomas & Betts will, at its option, repair or replace the defective product or refund the purchase price. Proof of purchase is required. Misuse or unauthorized modification of the product voids all warranties.

Limitations and Exclusions: THE ABOVE WARRANTY IS THE SOLE WARRANTY CONCERNING THIS PRODUCT, AND IS IN LIEU OF ALL OTHER WARRANTIES EXPRESS OR IMPLIED, INCLUDING BUT NOT LIMITED TO ANY IMPLIED WARRANTY OF MERCHANTABILITY OR FITNESS FOR A PARTICULAR PURPOSE, WHICH ARE SPECIFICALLY DISCLAIMED. LIABILITY FOR BREACH OF THE ABOVE WARRANTY IS LIMITED TO COST OF REPAIR OR REPLACEMENT OF THE PRODUCT, AND UNDER NO CIRCUMSTANCES WILL THOMAS & BETTS BE LIABLE FOR ANY INDIRECT, SPECIAL, INCIDENTAL OR CONSEQUENTIAL DAMAGES.

Thomas & Betts Corporation
Memphis, Tennessee
www.tnb.com