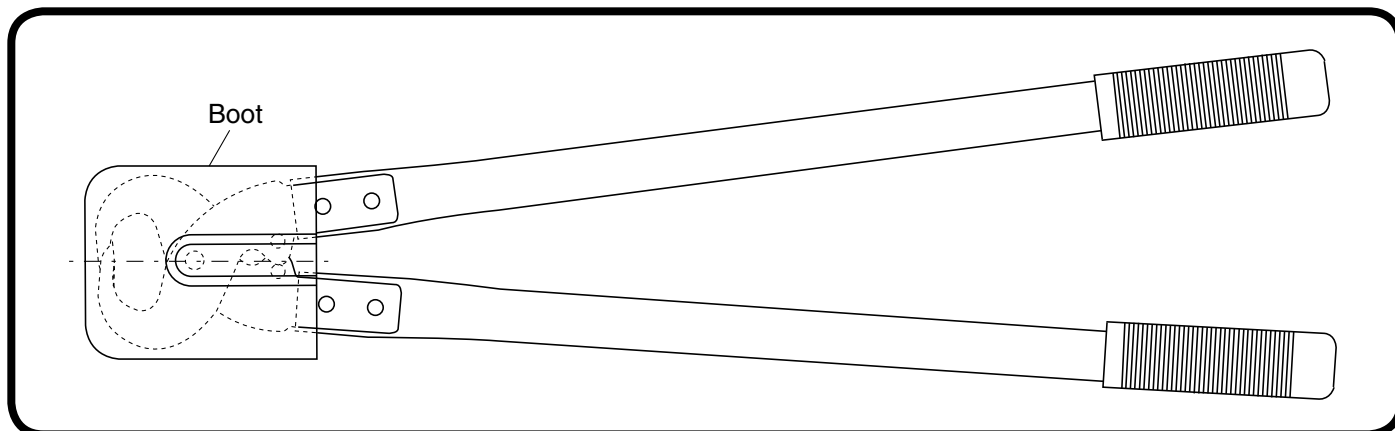


C-TAP REMOVAL TOOL INSTRUCTION SHEET For Catalog Number CTR1



WARNING



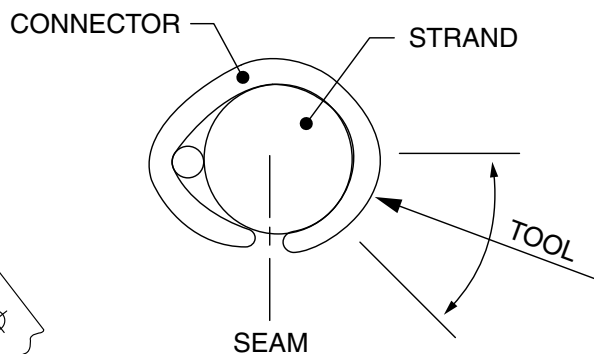
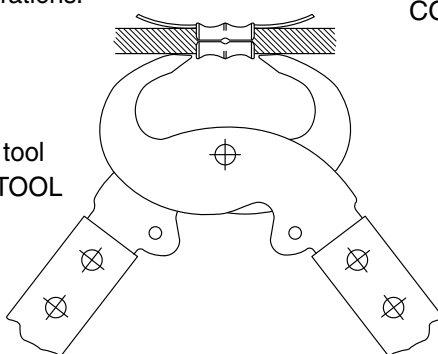
- DO NOT USE ON ENERGIZED LINES.
- WEAR SAFETY GOGGLES, GLOVES AND HARD HAT WHEN OPERATING THIS TOOL.
- KEEP FINGERS AND OTHER BODY PARTS AWAY FROM CUTTING BLADE AND CLOSURE POINTS.

01

INSTRUCTIONS FOR USE

1. Insert Jaw tips into connector at an angle of 45° to 90° to the seam. Refer to illustrations.
2. Close tool completely.
3. Repeat if necessary..

For parts or service, contact tool service center at 1-800-284-TOOL (8665).



WARRANTY: Thomas & Betts sells this product with the understanding that the user will perform all necessary tests to determine the suitability of this product for the user's intended application. Thomas & Betts warrants that this product will be free from defects in materials and workmanship for the period stated on the enclosed warranty card. Upon prompt notification of any warranted defect, Thomas & Betts will, at its option, repair or replace the defective product or refund the purchase price. Proof of purchase is required. Misuse or unauthorized modification of the product voids all warranties.

Limitations and Exclusions: THE ABOVE WARRANTY IS THE SOLE WARRANTY CONCERNING THIS PRODUCT, AND IS IN LIEU OF ALL OTHER WARRANTIES EXPRESS OR IMPLIED, INCLUDING BUT NOT LIMITED TO ANY IMPLIED WARRANTY OF MERCHANTABILITY OR FITNESS FOR A PARTICULAR PURPOSE, WHICH ARE SPECIFICALLY DISCLAIMED. LIABILITY FOR BREACH OF THE ABOVE WARRANTY IS LIMITED TO COST OF REPAIR OR REPLACEMENT OF THE PRODUCT, AND UNDER NO CIRCUMSTANCES WILL THOMAS & BETTS BE LIABLE FOR ANY INDIRECT, SPECIAL, INCIDENTAL OR CONSEQUENTIAL DAMAGES.