


## FFPT3 SERIES POKE-THROUGH COVERS INSTALLATION INSTRUCTIONS FOR

FFPT3-CVR-ALM, FFPT3-CVR-BLK, FFPT3-CVR-BGE  
FFPT3-CVR-BRS, FFPT3-CVR-GRY, FFPT3-CVR-BRN



**⚠ WARNING ⚠**

**ELECTRICAL SHOCK HAZARD.**  
**DISCONNECT THE ELECTRICAL SUPPLY POWER TO THE OUTLET PRIOR TO INSTALLATION.**  
**CONSULT A QUALIFIED ELECTRICIAN IF YOU HAVE ANY QUESTIONS.**

### TOOLS REQUIRED:

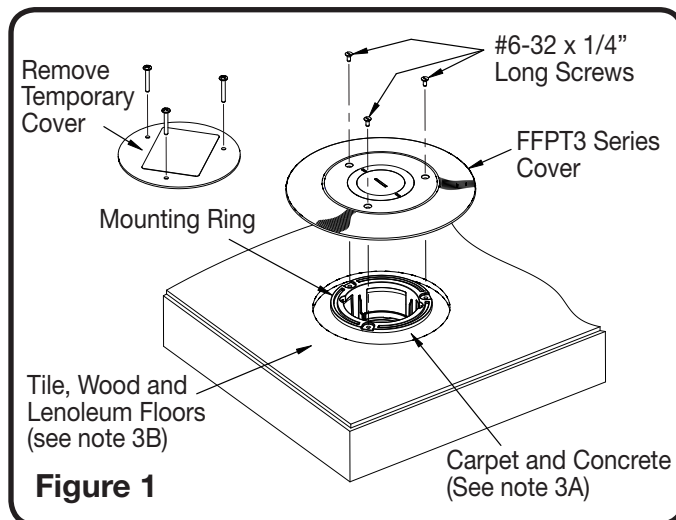
Screw driver and utility knife to cut carpet.

### MATERIALS REQUIRED:

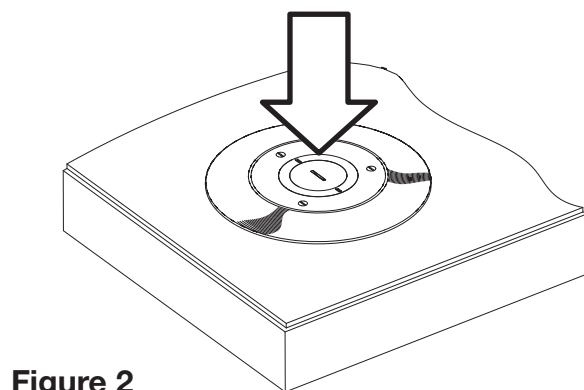
Sealant or caulk to seal cover to floor and block water.

### INSTALLATION INSTRUCTIONS

1. Remove temporary cover by unscrewing the three #6-32 x 3/4" long screws exposing the mounting ring.
2. **PREPARE FLOOR FOR COVER INSTALLATION:**  
(Tile, Wood, Carpet and Linoleum) Remove or install floor material leaving a 6-1/2" diameter opening around mounting ring. Use template provided with this instruction (see back page).  
CONCRETE: No preparation required.
3. **APPLY SEALANT TO FLOOR:**  
A) For Carpet and Concrete, apply complete bead of sealant or caulk directly to concrete around mounting ring edge.  
B) For Tile, Wood and Linoleum, apply moderate amount of sealant directly to finished floor. Fully surround 6-1/2" diameter opening in floor. Use enough sealant to block water entry.
4. Install the FFPT3 cover using three #6-32 x 1/4" long screws furnished with cover (see Figure 1).
5. Push down on top of cover to fully seat cover to floor. Step on cover to push Poke-Through firmly against floor. Clean excess sealant around cover edge (see Figure 2). Use thread sealer on all plugs to block water entry.



After cover is screwed to Poke-Through, push down on top to fully seat cover to floor.

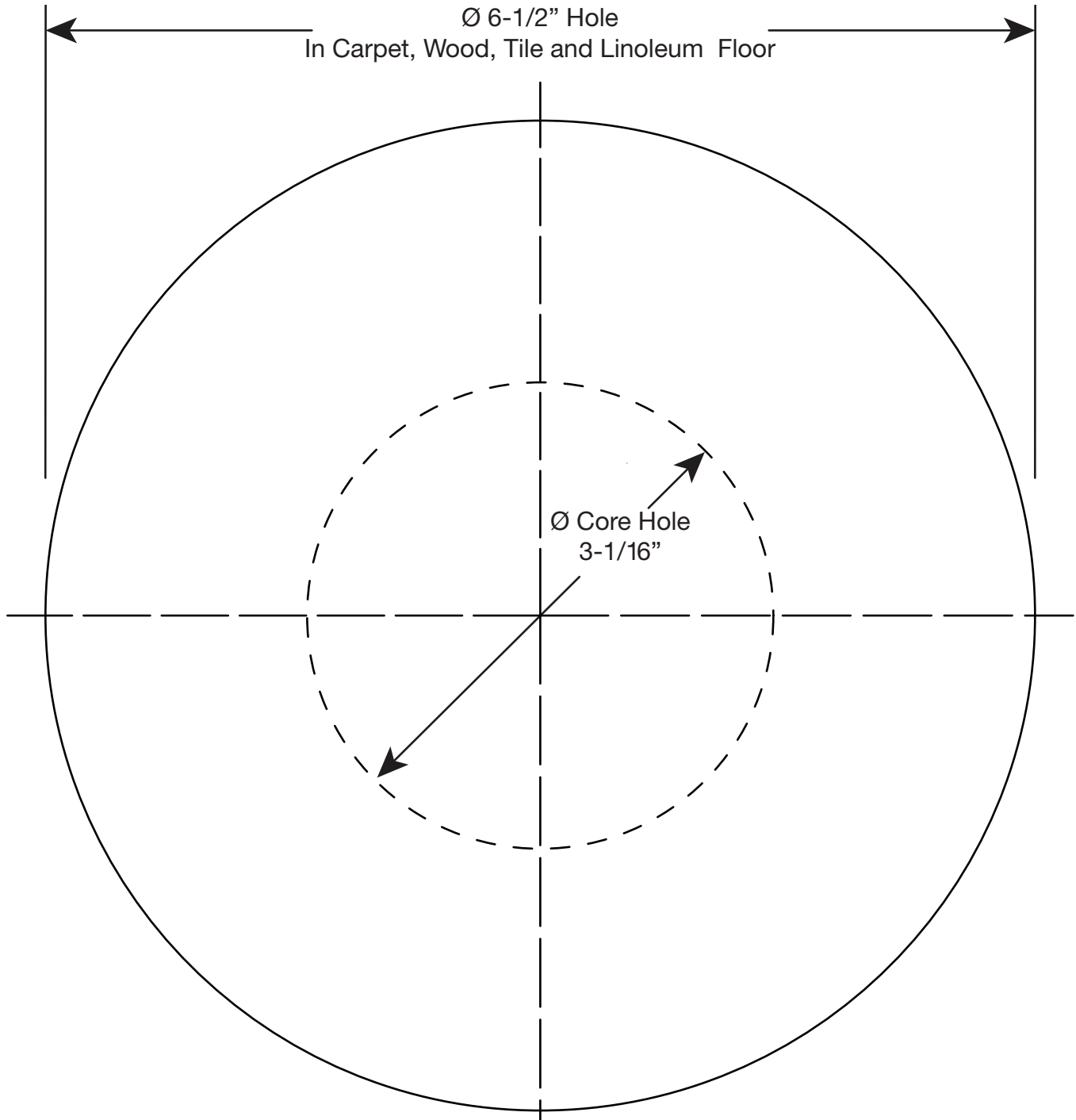


Thomas & Betts Corporation  
Memphis, Tennessee  
[www.tnb.com](http://www.tnb.com)

**WARRANTY:** Thomas & Betts sells this product with the understanding that the user will perform all necessary tests to determine the suitability of this product for the user's intended application. Thomas & Betts warrants that this product will be free from defects in materials and workmanship for a period of two (2) years following the date of purchase. Upon prompt notification of any warranted defect, Thomas & Betts will, at its option, repair or replace the defective product or refund the purchase price. Proof of purchase is required. Misuse or unauthorized modification of the product voids all warranties.

**Limitations and Exclusions:** THE ABOVE WARRANTY IS THE SOLE WARRANTY CONCERNING THIS PRODUCT, AND IS IN LIEU OF ALL OTHER WARRANTIES EXPRESS OR IMPLIED, INCLUDING BUT NOT LIMITED TO ANY IMPLIED WARRANTY OF MERCHANTABILITY OR FITNESS FOR A PARTICULAR PURPOSE, WHICH ARE SPECIFICALLY DISCLAIMED. LIABILITY FOR BREACH OF THE ABOVE WARRANTY IS LIMITED TO COST OF REPAIR OR REPLACEMENT OF THE PRODUCT, AND UNDER NO CIRCUMSTANCES WILL THOMAS & BETTS BE LIABLE FOR ANY INDIRECT, SPECIAL, INCIDENTAL OR CONSEQUENTIAL DAMAGES.

## TEMPLATE FOR FLOOR CUT OUT



**CAUTION: WHEN PRINTING  
COPIES, BE SURE THE  
TEMPLATE IS SCALED CORRECTLY.**