

Adhesive Insulating Pads for Connectors


GENERAL INFORMATION :

- Voltage Rating Up to 600 Volts
- Adheres to Metals, Rubber and Synthetic Materials
- Seals Against Moisture
- Workable From 14° F to 120° F (-10° C to 49° C)
- Maximum Operating Temperature 176° F (80° C)
- No Installing Tools Required
- UL Listed - File Number E9809

INSTALLING INSTRUCTIONS :

1. Do not apply to energized connectors or wires.
2. Surfaces Should be Dry and Clean.
3. Select from Attached Table Proper Size Pad to Cover Connector.
4. Peel White Backing From Adhesive Pad.
5. Select Proper Method of Taping from the Following Illustrated Methods.

COMPRESSION LUG

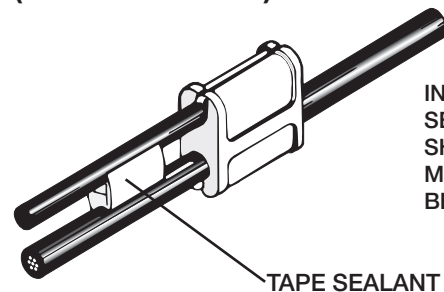


PRESS PAD ONTO CONNECTOR AS SHOWN.

WRAP PAD TIGHTLY AROUND JOINT PRESSING AND FORMING AROUND CONNECTOR AND CABLE CONTOUR FOR BEST MOISTURE SEAL.

Figure 1

TAPE SEALANT (CAT. NO. HSTS25)

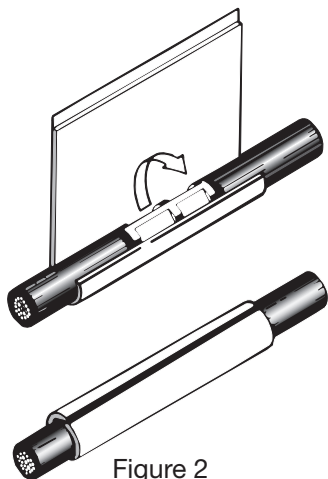


INSERT TAPE SEALANT AS SHOWN FOR BEST MOISTURE SEALING BETWEEN CABLES.

TAPE SEALANT

Figure 3

COMPRESSION TWO-WAY CONNECTOR

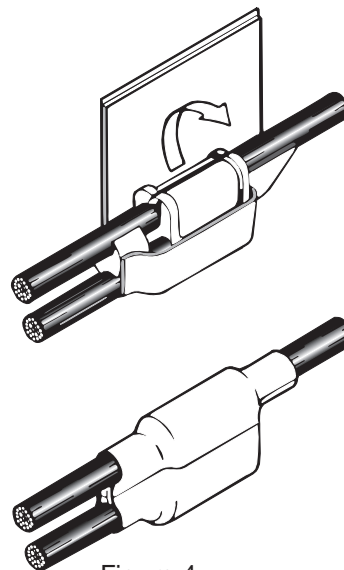


CENTER PAD AS SHOWN THEN PRESS LEADING EDGE OF PAD ONTO CONNECTOR AND CABLE.

WRAP PAD TIGHTLY AROUND CONNECTOR AND CABLE. FORM AROUND JOINT WITH HAND PRESSURE FOR BEST MOISTURE SEAL.

Figure 2

COMPRESSION "H" TAPS "C" TAPS CABLE JOINTS



CENTER PAD AS REQUIRED, THEN PRESS LEADING EDGE ONTO CONNECTOR AND CABLE.

WRAP PAD TIGHTLY AROUND CONNECTOR AND CABLE. FORM AROUND ASSEMBLY WITH HAND PRESSURE FOR BEST MOISTURE SEAL. USE TAPE SEALANT BETWEEN CABLES FOR MAXIMUM SEALING.

Figure 4

Adhesive Insulator Cat. Nos.	Compression Lug Cat. Nos.										Compression Two-Way Connector Cat. Nos.		"H" Tap Cat. Nos.	"C" Tap Cat. Nos.	Compression Cable Joint Cat. Nos.		
AC 5 x 3 Size Key # 2	54104	54134	54152	54204	54270	54909	60103	60120	60138	60242	54504	54808	63105	54710	54610 54615 54720 54725 54620 54625 54630 54745 54635		
	54105	54135	54153	54205	54850	54910	60104	60122	60140	60244	54505	60500		54715			
	54106	54136	54155	54206	54852	54930	60106	60123	60141	60248	54506	60507		54720			
	54107	54138	54157	54207	54854	54942	60107	60124	60142	60250	54507	60511		54725			
	54108	54139	54158	54208	54856	54947	60108	60126	60144		54508	60512		54730			
	54109	54140	54160	54209	54858	54965	60109	60128	60147		54509	60516		54735			
	54110	54142	54162	54210	54860	54970	60112	60129	60148		54510	60905		54740			
	54111	54143	54163	54211	54862	60096	60113	60130	60150		54511	60910		54745			
	54112	54145	54165	54212	54864	60097	60114	60132	60151		54804	60915		54750			
	54130	54147	54167	54255	54866	60099	60116	60134	60230		54805	60920					
	54131	54148	54168	54260	54905	60101	60117	60135	60236		54806	60925					
	54132	54150	54170	54265	54906	60102	60118	60136	60238		54807						
AC 5 x 7 Size Key # 4	54113	54161	54185	54275	54880	60152	60169	60267			54509	54813		60568		63110 63115 63120 63125	54755 54760 54765 54770 54775 54780
	54114	54162	54187	54280	54882	60153	60171	60268			54510	54814		60571			
	54115	54163	54213	54282	54913	60154	60172	60269			54511	54815		60930			
	54116	54165	54214	54286	54914	60156	60174	60271			54512	54816		60935			
	54118	54166	54215	54291	54915	60157	60176	60273			54513	54817	60940				
	54120	54172	54216	54295	54916	60159	60178	60274			54514	60522	60945				
	54122	54173	54218	54868	54918	60160	60180	60275			54515	60530	60950				
	54123	54174	54222	54870	54920	60162	60254	60276			54516	60536	60955				
	54124	54178	54223	54872	54920	60163	60256	60277			54518	60542	60960				
	54126	54179	54224	54874	54923	60165	60260	60278			54809	60548	60965				
	54128	54181	54226	54876	54928	60166	60262	60280			54810	60554	60970				
	54129	54183	54228	54878	54989	60168	60265				54811	60560					
											54812	60565					
AC 85 x 75 Size Key # 6					60184 60284						54520	60574	63130 63135 63140 63145 63150				
											54522	60576					
											54523	60578					
											54524	60580					
											54526	60584					
											54528	60975					
											54820	60980					
											54823	60985					
AC 85 x 105 Size Key # 8													63155 63160 63165				

WIRE RANGE FOR ADHESIVE PADS

Connector Description	T & B Adhesive Insulator Cat. Nos.			
	AC 5 x 3	AC 5 x 7	AC 85 x 75	AC 85 x 105
Compression Lugs	# 12 AWG to 4/0	250 MCM to 800 MCM	1000MCM	
Compression Two Way Connectors	# 12 AWG to # 2	# 1 to 500 MCM	600 to 1000 MCM	
"H" Taps	# 8 to # 2	# 6 to 2/0	# 6 to 4/0	# 2 to 600 MCM
"C" Taps	# 10 to 3/0	# 1 to 500 MCM		
Compression Cable Joints	# 12 to # 4	(3) # 4 to (2) (1/0)		

WARRANTY: Thomas & Betts sells this product with the understanding that the user will perform all necessary tests to determine the suitability of this product for the user's intended application. Thomas & Betts warrants that this product will be free from defects in materials and workmanship for a period of one (1) year following the date of purchase. Upon prompt notification of any warranted defect, Thomas & Betts will, at its option, repair or replace the defective product or refund the purchase price. Proof of purchase is required. Misuse or unauthorized modification of the product voids all warranties.

Limitations and Exclusions: THE ABOVE WARRANTY IS THE SOLE WARRANTY CONCERNING THIS PRODUCT, AND IS IN LIEU OF ALL OTHER WARRANTIES EXPRESS OR IMPLIED, INCLUDING BUT NOT LIMITED TO ANY IMPLIED WARRANTY OF MERCHANTABILITY OR FITNESS FOR A PARTICULAR PURPOSE, WHICH ARE SPECIFICALLY DISCLAIMED. LIABILITY FOR BREACH OF THE ABOVE WARRANTY IS LIMITED TO COST OF REPAIR OR REPLACEMENT OF THE PRODUCT, AND UNDER NO CIRCUMSTANCES WILL THOMAS & BETTS BE LIABLE FOR ANY INDIRECT, SPECIAL, INCIDENTAL OR CONSEQUENTIAL DAMAGES.