

ACCESS FLOOR MODULE COVER

Installation Instructions

Cat. Nos. AFM-FAS-C-BLK (black cover) and AFM-FAS-C-GRY (gray cover)



CAUTION

Read all Instructions before installing the AFM Cover.



WARNING



RISK OF SHOCK, DISCONNECT POWER BEFORE INSTALLATION.

INSTALLATION INSTRUCTIONS: (of Cover Flange and Access Cover)

STEP 1

Attach Cover Flange to the AFM-FAS Series Floor Box using the mounting screws (4 included).

STEP 2

Position the Access Cover over the opening in the Cover Flange and snap it into place. The Access Cover can be assembled to open in either direction.

*** NOTE:** FOR FINISHED FLOOR THICKNESSES EXCEEDING 1/4" USE SHIM KIT **AFM-FAS-SHIMKIT** AS FOLLOWS:

5/16" - 3/8" FLOOR THICKNESS, USE ONE SHIM KIT,

7/16" - 9/16" FLOOR THICKNESS, USE TWO SHIM KITS

1/2" - 5/8" FLOOR THICKNESS, USE THREE SHIM KITS

11/16" - 3/4" FLOOR THICKNESS, USE FOUR SHIM KITS

13/16" - 7/8" FLOOR THICKNESS, USE FIVE SHIM KITS

15/16" - 1" FLOOR THICKNESS, USE SIX SHIM KITS

PLACE SHIM(S) AS REQUIRED ON TOP OF BOTH DEVICE PLATES.

ASSEMBLY

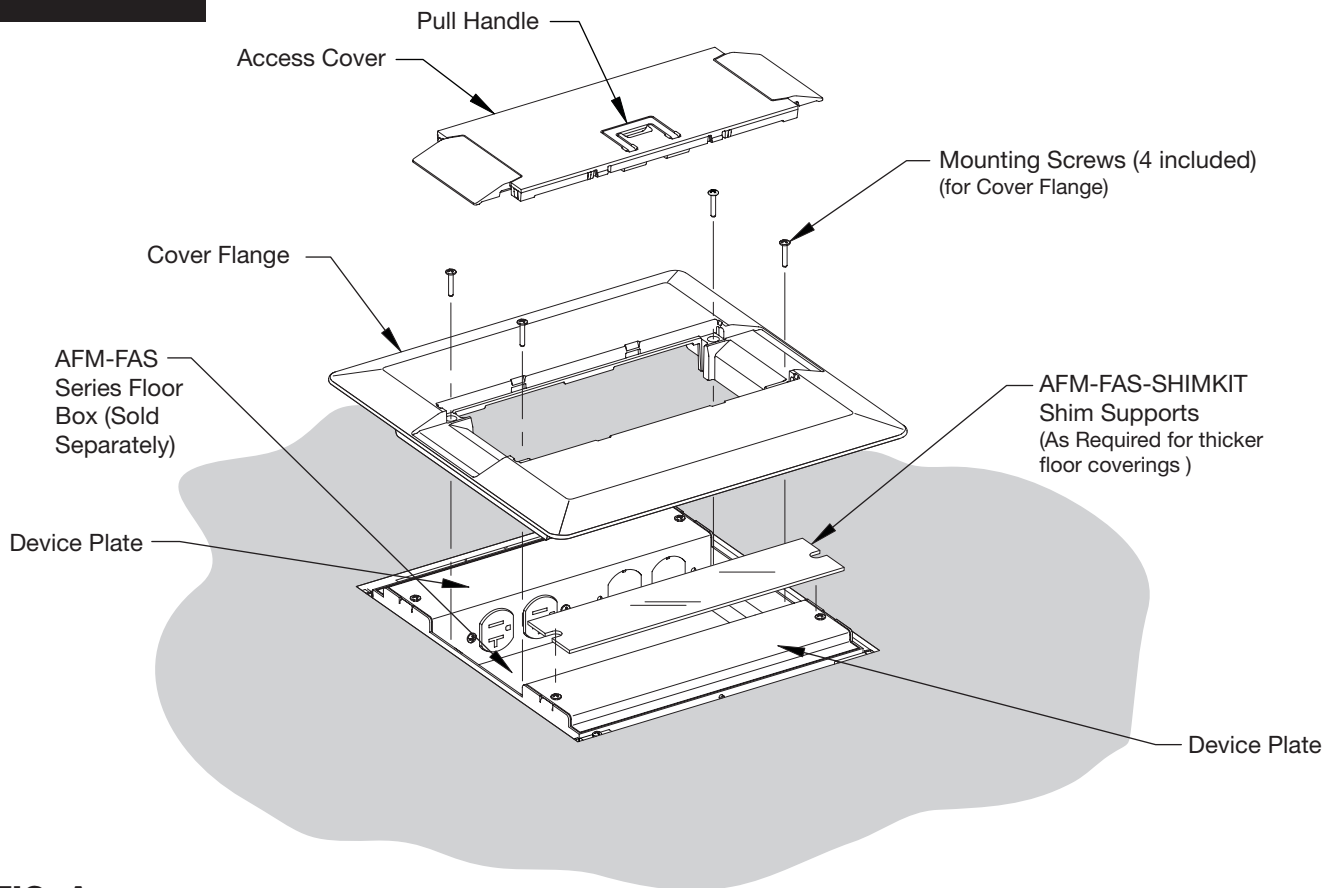


FIG. A

MODES OF USE

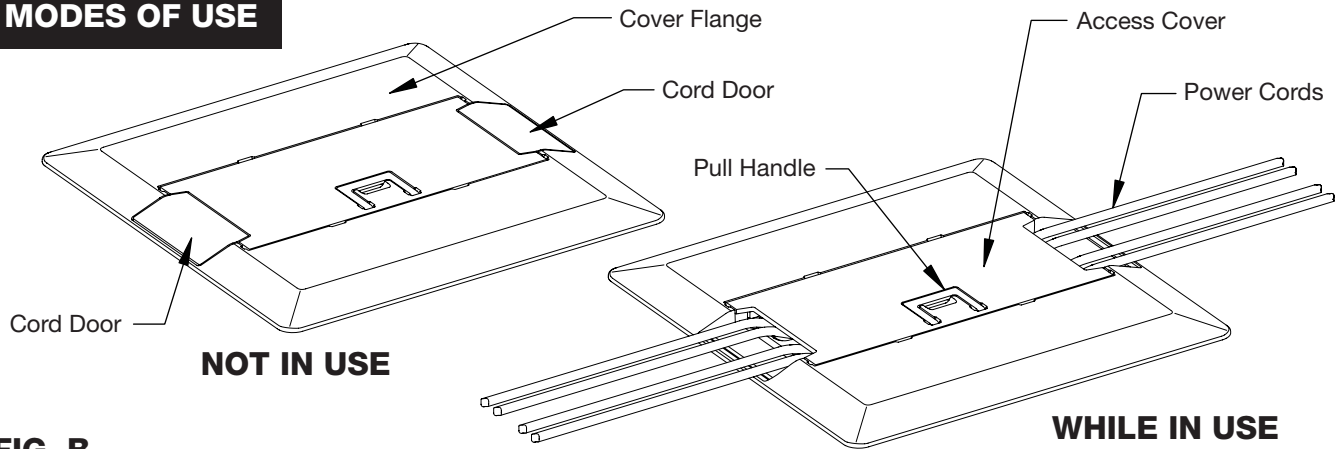


FIG. B

OPERATION of Access Cover

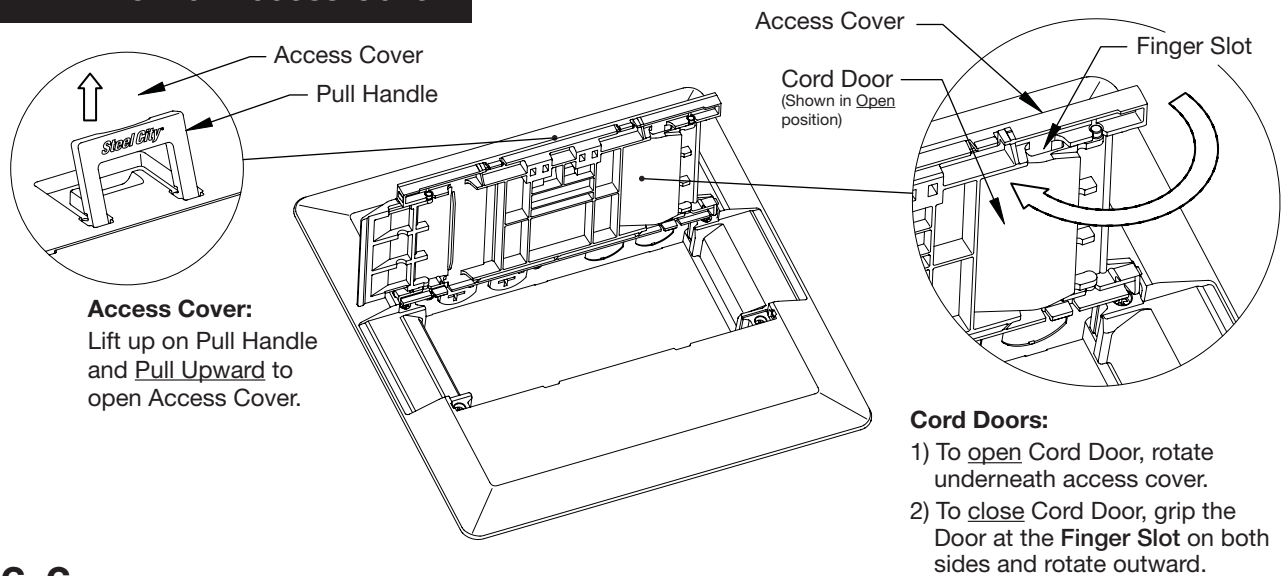


FIG. C

REMOVAL of Access Cover

Open the Access Cover slightly and insert a Straight-blade Screwdriver as shown. Twist the flat head screwdriver (as if turning a screw) until the hinge is free from the Cover Flange. Use this method when you need to access the Mounting Screws to remove the Cover Flange or to switch the Access Cover orientation.

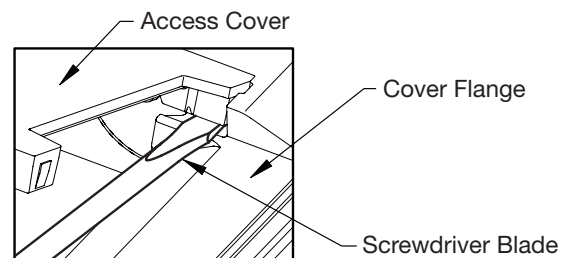


FIG. D

WARRANTY: Thomas & Betts sells this product with the understanding that the user will perform all necessary tests to determine the suitability of this product for the user's intended application. Thomas & Betts warrants that this product will be free from defects in materials and workmanship for a period of two (2) years following the date of purchase. Upon prompt notification of any warranted defect, Thomas & Betts will, at its option, repair or replace the defective product or refund the purchase price. Proof of purchase is required. Misuse or unauthorized modification of the product voids all warranties.

Limitations and Exclusions: THE ABOVE WARRANTY IS THE SOLE WARRANTY CONCERNING THIS PRODUCT, AND IS IN LIEU OF ALL OTHER WARRANTIES EXPRESS OR IMPLIED, INCLUDING BUT NOT LIMITED TO ANY IMPLIED WARRANTY OF MERCHANTABILITY OR FITNESS FOR A PARTICULAR PURPOSE, WHICH ARE SPECIFICALLY DISCLAIMED. LIABILITY FOR BREACH OF THE ABOVE WARRANTY IS LIMITED TO COST OF REPAIR OR REPLACEMENT OF THE PRODUCT, AND UNDER NO CIRCUMSTANCES WILL THOMAS & BETTS BE LIABLE FOR ANY INDIRECT, SPECIAL, INCIDENTAL OR CONSEQUENTIAL DAMAGES.

Thomas & Betts Corporation
Memphis, Tennessee
www.tnb.com