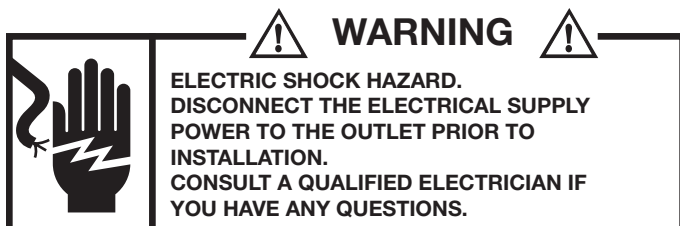


Installation Instructions for FPT4 SERIES MOPTITE® Poke Through Cover

FPT4-CVR-TBRS FPT-CVR-TALM FPT4-CVR-TBLK
FPT4-CVR-TBGE FPT4-CVR-TBRN



NOTE: This cover is used with A FTP4 Series Poke Through. THIS COVER CAN BE OPENED WITHOUT TOOLS.

Installation Instructions

1. Remove temporary cover from poke through by unscrewing the (4) #6-32 x 3/4" long screws, exposing the poke through mounting ring (see Figure 1).
2. **PREPARE FLOOR FOR COVER INSTALLATION (CARPET, WOOD, TILE and LINOLEUM):** Remove or install floor material leaving a 7" diameter opening around center of poke through. Use template provided with this instruction.
CONCRETE: No preparation required.
3. Align Holes in trim plate with holes in poke through mounting ring and attach mounting plate using (4) #6-32 x 1/4" long flat head screws furnished (see Figure 1).
4. **APPLY SEALANT TO FLOOR:**
 - 4a) **CONCRETE AND CARPET:** Apply complete bead of sealant or caulk directly to concrete around trim plate to within 1/4" from outside edge of plate. On carpet, keep sealant within 7" diameter cut-out. Use enough sealant to block water entry.
 - 4b) **TILE, WOOD AND LINOLEUM:** Apply moderate amount of sealant directly on finished floor next to cut-out edge. Fully surround 7" diameter opening in floor. Use enough sealant to block water entry.
5. Install cover to trim plate using (4) #6-32 x 1/4" flat head screws furnished (see Figure 1).
6. Close lid and push down on top of cover to fully seat poke through cover to floor. Step on cover with foot to push poke through firmly against floor. Clean excess sealant around cover edge (see Figure 2).

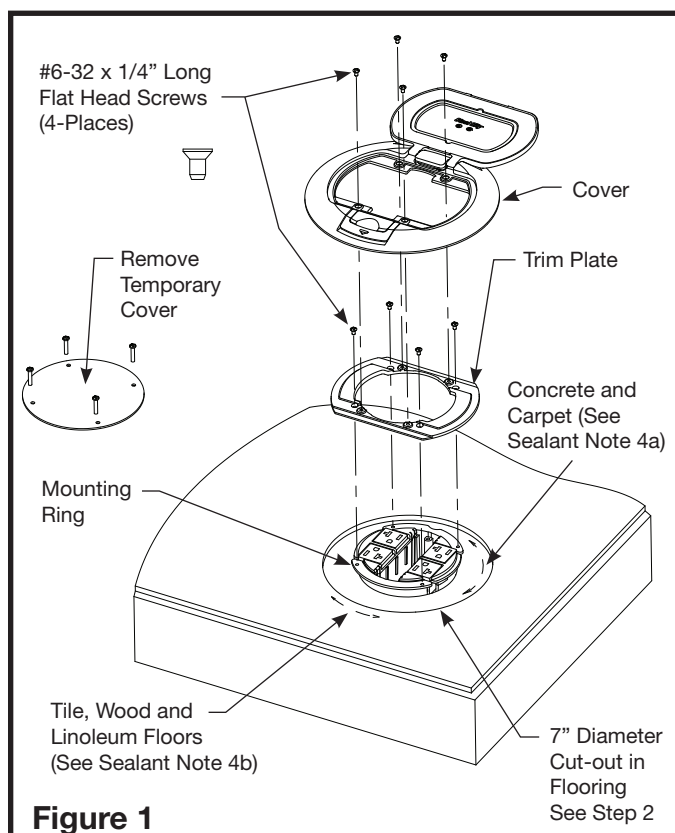


Figure 1

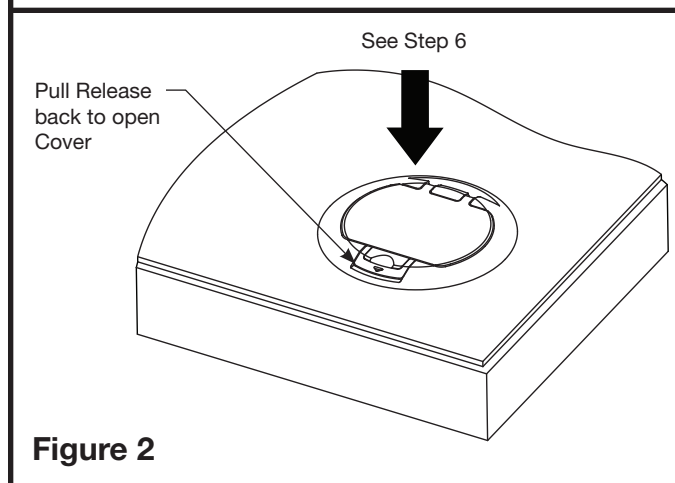
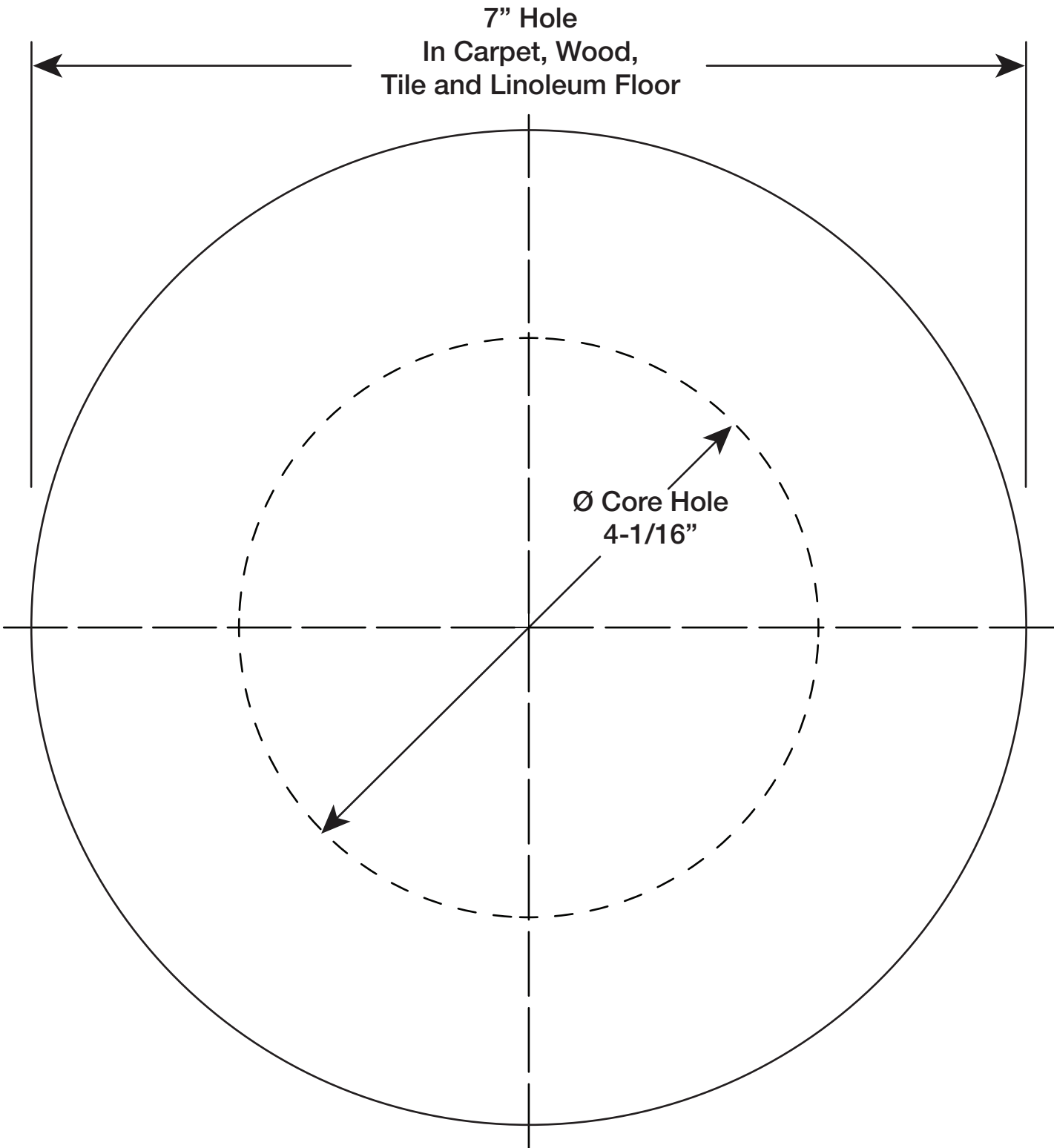



Figure 2

WARRANTY: Thomas & Betts sells this product with the understanding that the user will perform all necessary tests to determine the suitability of this product for the user's intended application. Thomas & Betts warrants that this product will be free from defects in materials and workmanship for a period of two (2) years following the date of purchase. Upon prompt notification of any warranted defect, Thomas & Betts will, at its option, repair or replace the defective product or refund the purchase price. Proof of purchase is required. Misuse or unauthorized modification of the product voids all warranties.

Limitations and Exclusions: THE ABOVE WARRANTY IS THE SOLE WARRANTY CONCERNING THIS PRODUCT, AND IS IN LIEU OF ALL OTHER WARRANTIES EXPRESS OR IMPLIED, INCLUDING BUT NOT LIMITED TO ANY IMPLIED WARRANTY OF MERCHANTABILITY OR FITNESS FOR A PARTICULAR PURPOSE, WHICH ARE SPECIFICALLY DISCLAIMED. LIABILITY FOR BREACH OF THE ABOVE WARRANTY IS LIMITED TO COST OF REPAIR OR REPLACEMENT OF THE PRODUCT, AND UNDER NO CIRCUMSTANCES WILL THOMAS & BETTS BE LIABLE FOR ANY INDIRECT, SPECIAL, INCIDENTAL OR CONSEQUENTIAL DAMAGES.

TEMPLATE FOR FLOOR CUT OUT





CAUTION: WHEN PRINTING
 COPIES, BE SURE THE TEMPLATE
 IS SCALED CORRECTLY.