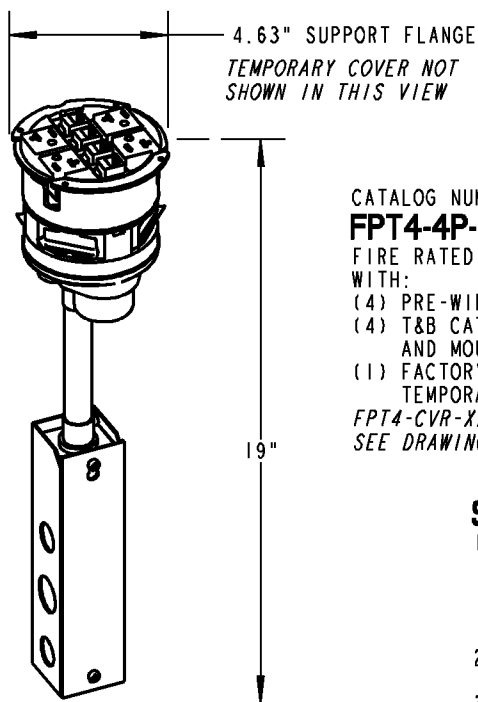
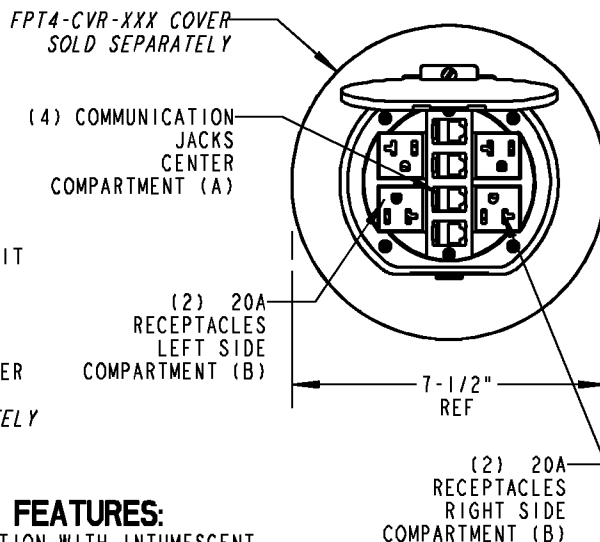


# Steel City

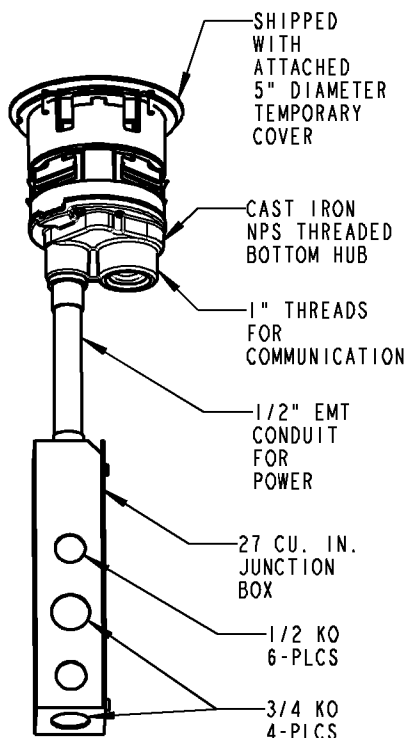


CATALOG NUMBER:  
**FPT4-4P-4C**  
 FIRE RATED POKE THROUGH BASE UNIT  
 WITH:  
 (4) PRE-WIRED 20A RECEPTACLES  
 (4) T&B CAT 5E DATA JACKS  
 AND MOUNTING PLATE  
 (1) FACTORY INSTALLED 5" DIAMETER  
 TEMPORARY COVER.  
*FPT4-CVR-XXX COVER SOLD SEPARATELY  
 SEE DRAWING WSD-000261*



## SPECIFICATIONS / FEATURES:

- ALL METAL CONSTRUCTION WITH INTUMESCENT MATERIAL (FIRE RETARDANT).  
 CAST IRON BOTTOM HUB WITH NPS THREADED HOLES FOR 1/2" POWER CONDUIT AND 1" COMMUNICATION CONDUIT.
- CORE-DRILLED HOLE SIZE: 4 TO 4-1/16" DIAMETER
- UL LISTED AND CLASSIFIED. MEETS OR EXCEEDS UL AND CANADIAN SAFETY STANDARDS.
- FIRE RATING AND CONCRETE THICKNESS MIN/MAX:  
 FOR USE IN 1, 1-1/2 & 2-HOUR RATED FLOORS  
 1-HOUR RATED FLOOR  
 2-1/4" THICK MINIMUM CONCRETE OVER STEEL DECKING  
 3" MINIMUM CONCRETE FOR REINFORCED SLAB  
 7-1/2" MAXIMUM CONCRETE THICKNESS  
 2-HOUR RATED FLOOR - CONCRETE THICKNESS MIN/MAX:  
 3-1/4" THICK MINIMUM CONCRETE OVER STEEL DECKING  
 4" MINIMUM CONCRETE FOR REINFORCED SLAB  
 7-1/2" MAXIMUM CONCRETE THICKNESS
- FLOOR COVERINGS:  
 FOR USE ON CARPET AND WOOD COVERED CONCRETE FLOORS,  
 TILE FLOOR COVERINGS UP TO 3/4" MAXIMUM THICKNESS,  
 AND LINOLEUM FLOOR COVERINGS UP TO A MAXIMUM OF  
 1/8" THICKNESS.
- MAXIMUM ALLOWABLE COPPER CROSS-SECTIONAL AREA FOR COMMUNICATIONS:  
 LEFT SIDE COMPARTMENT (B): POWER  
 CENTER COMPARTMENT (A): .01630 SQ. INCHES  
 RIGHT SIDE COMPARTMENT (B): POWER  
 SEE SHEET 2 FOR COPPER CROSS SECTIONAL AREA TABLE
- COMMUNICATION CABLE AND JACKS CAN BE INSTALLED AFTER COVER IS INSTALLED TO FLOOR.  
 SEE SHEET 2
- COMMUNICATION PLATES CAN BE ORDERED SEPARATELY FOR MOST DATA JACKS.  
 SEE SHEET 2



### GENERAL NOTES

- ALL DIMENSIONS ARE FOR REFERENCE ONLY.
- DIMENSIONS IN BRACKETS [ ] ARE IN METRIC UNITS.

### REVISIONS

\*\*\* SEE ERN ( \*\*\*\* ) FOR APPROVAL SIGNATURES & RELEASE DATE.  
 PROJECT NO: \*\*\*\*

**Thomas & Betts**  
 www.tnb.com

DESCRIPTION:

**FPT4-4P-4C POKE THROUGH BASE UNIT**

ORIGINAL PROJECT NO / ( ERN NO )

UD55412 / ( 2006424 )

SHEET NO:

1 OF 2

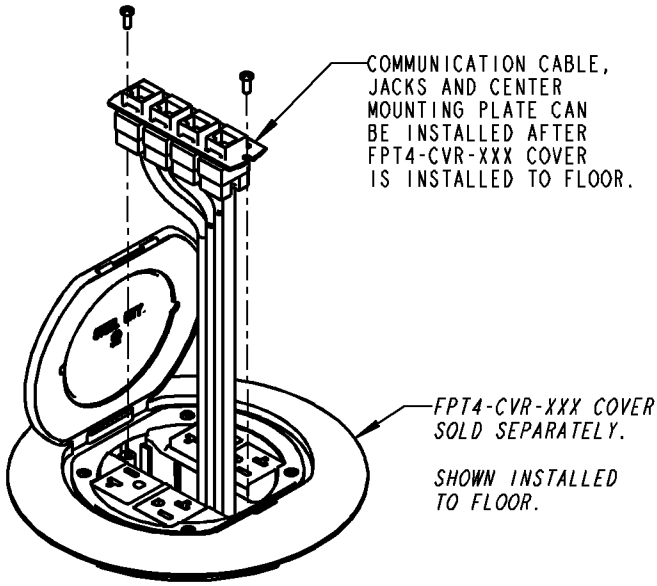
REV. NO:

-

DRAWING NO:

**WSD-000235**

**COMMUNICATION INSTALLATION**



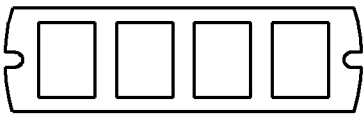
**COPPER CROSS-SECTIONAL AREA OF COMMONLY USED CONDUCTORS**

SIZE	SOLID
#24 AWG	.00032 SQUARE INCHES
#22 AWG	.00050 SQUARE INCHES
#14 AWG	.00323 SQUARE INCHES
#12 AWG	.00512 SQUARE INCHES
#10 AWG	.00815 SQUARE INCHES

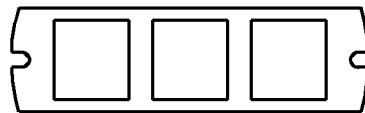
NOTE: USE ABOVE VALUES FOR SOLID OR STRANDED CONDUCTORS.

**FPT4-CPA CENTER COMMUNICATION PLATES SOLD SEPARATELY:**

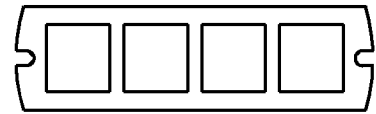
FOR SPECIAL JACK SIZES OR OPENINGS CONTACT T&B TECHNICAL SERVICES DEPARTMENT.



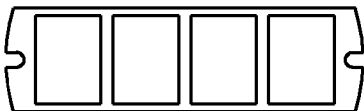
**FPT4-CPA-4KEY**  
T&B KEYSTONE  
HUBBLE  
LEVITON-QUICKPORT  
(1) SHIPPED WITH POKE  
THROUGH BASE UNIT  
CAT. NO. FPT4-4P-4C




**FPT4-CPA-3PAN**  
PANDUIT  
REQUIRES #CMNZABL-X  
ADAPTER FROM PANDUIT  
TO MOUNT PANDUIT  
MINI-CON JACKS.



**FPT4-CPA-4SYS**  
AVAYA MGS400  
SYSTEMAX MGS500  
AT&T



**FPT4-CPA-4ORT**  
ORTRONICS  
OR-TJ600



**FPT4-CPA-1MAAP**  
ACCEPTS ONE  
MAAP MINI ARCHITECTURAL  
ADAPTER PLATE  
EXTRON



**FPT4-CPA-BLANK**

**Thomas & Betts**  
www.tnb.com

DESCRIPTION: **FPT4-4P-4C POKE THROUGH BASE UNIT**

SHEET NO: 2 OF 2	REV. NO: -	DRAWING NO: WSD-000235
---------------------	---------------	---------------------------