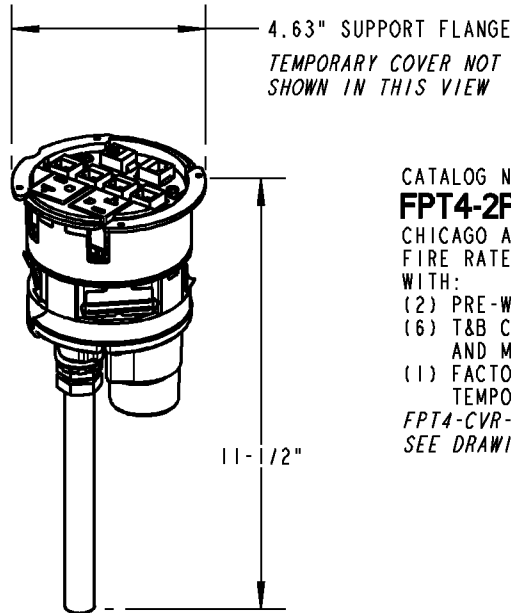


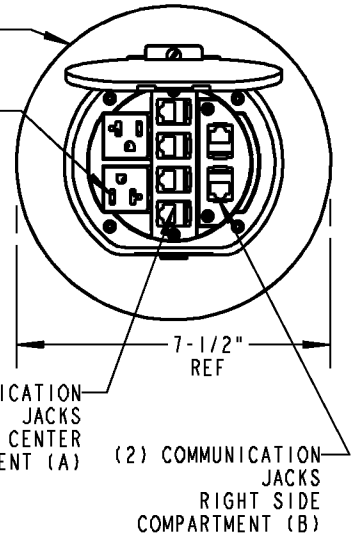
Steel City



CATALOG NUMBER:
FPT4-2P-6C-C
 CHICAGO APPROVED
 FIRE RATED POKE THROUGH BASE UNIT
 WITH:
 (2) PRE-WIRED 20A RECEPTACLES
 (6) T&B CAT 5E DATA JACKS
 AND MOUNTING PLATE
 (1) FACTORY INSTALLED 5" DIAMETER
 TEMPORARY COVER.
*FPT4-CVR-XXX COVER SOLD SEPARATELY
 SEE DRAWING WSD-000261*

*FPT4-CVR-XXX COVER
 SOLD SEPARATELY*

(2) 20A
 RECEPTACLES
 LEFT SIDE
 COMPARTMENT (B)

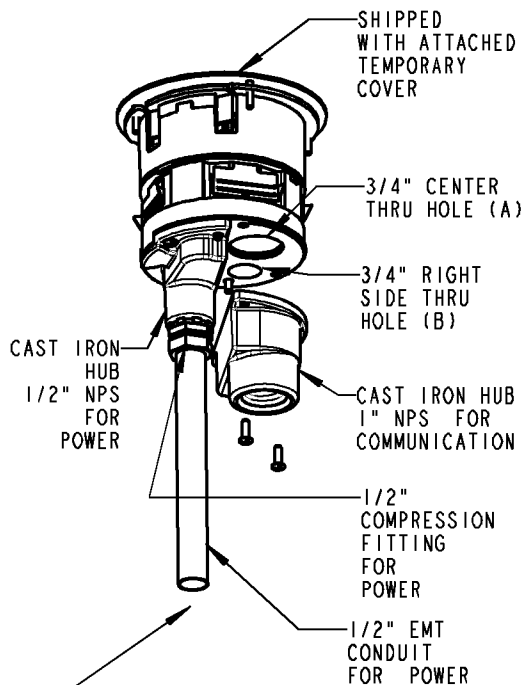


(4) COMMUNICATION
 JACKS
 CENTER
 COMPARTMENT (A)

(2) COMMUNICATION
 JACKS
 RIGHT SIDE
 COMPARTMENT (B)

SPECIFICATIONS / FEATURES:

- ALL METAL CONSTRUCTION WITH INTUMESCENT MATERIAL (FIRE RETARDANT). ONE CAST IRON BOTTOM HUB WITH A NPS THREADED HOLE FOR 1/2" POWER CONDUIT AND ONE CAST IRON BOTTOM HUB WITH 1" NPS THREADS FOR COMMUNICATION.
- CORE-DRILLED HOLE SIZE: 4 TO 4-1/16" DIAMETER
- UL LISTED AND CLASSIFIED. MEETS OR EXCEEDS UL AND CANADIAN SAFETY STANDARDS.
- FIRE RATING AND CONCRETE THICKNESS MIN/MAX:
 FOR USE IN 1, 1-1/2 & 2-HOUR RATED FLOORS
 1-HOUR RATED FLOOR
 2-1/4" THICK MINIMUM CONCRETE OVER STEEL DECKING
 3" MINIMUM CONCRETE FOR REINFORCED SLAB
 7-1/2" MAXIMUM CONCRETE THICKNESS
 2-HOUR RATED FLOOR - CONCRETE THICKNESS MIN/MAX:
 3-1/4" THICK MINIMUM CONCRETE OVER STEEL DECKING
 4" MINIMUM CONCRETE FOR REINFORCED SLAB
 7-1/2" MAXIMUM CONCRETE THICKNESS
- FLOOR COVERINGS:
 FOR USE ON CARPET AND WOOD COVERED CONCRETE FLOORS, TILE FLOOR COVERINGS UP TO 3/4" MAXIMUM THICKNESS, AND LINOLEUM FLOOR COVERINGS UP TO A MAXIMUM OF 1/8" THICKNESS.
- MAXIMUM ALLOWABLE COPPER CROSS-SECTIONAL AREA FOR COMMUNICATIONS:
 LEFT SIDE THRU HOLE (B): POWER
 CENTER THRU HOLE (A): .01630 SQ. INCHES
 RIGHT SIDE THRU HOLE (B): .01536 SQ. INCHES
 SEE SHEET 2 FOR COPPER CROSS SECTIONAL AREA TABLE
- COMMUNICATION CABLE AND JACKS CAN BE INSTALLED AFTER COVER IS INSTALLED TO FLOOR. SEE SHEET 2
- COMMUNICATION PLATES CAN BE ORDERED SEPARATELY FOR MOST DATA JACKS. SEE SHEET 2



COMPRESSION FITTING AND CHICAGO APPROVED JUNCTION BOX MUST BE USED WITH THIS POKE THROUGH BASE UNIT.



GENERAL NOTES

- ALL DIMENSIONS ARE FOR REFERENCE ONLY.
- DIMENSIONS IN BRACKETS [] ARE IN METRIC UNITS.

REVISIONS

** SEE ERN (****)
 FOR APPROVAL SIGNATURES
 & RELEASE DATE.
 PROJECT NO: ****

DESCRIPTION:

**CHICAGO APPROVED
 FPT4-2P-6C-C POKE THROUGH BASE UNIT**

ORIGINAL PROJECT NO / (ERN NO)

UD55412 / (2006424)

SHEET NO:

1 OF 3

REV. NO:

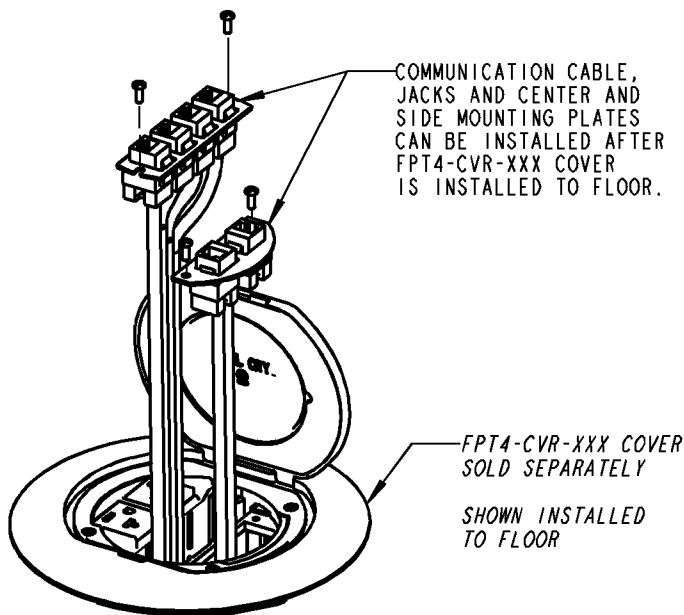
-

DRAWING NO:

WSD-000243

Thomas & Betts
 www.tnb.com

COMMUNICATION INSTALLATION



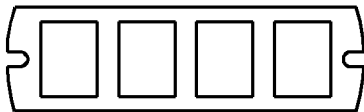
COPPER CROSS-SECTIONAL AREA OF COMMONLY USED CONDUCTORS

SIZE	SOLID
#24 AWG	.00032 SQUARE INCHES
#22 AWG	.00050 SQUARE INCHES
#14 AWG	.00323 SQUARE INCHES
#12 AWG	.00512 SQUARE INCHES
#10 AWG	.00815 SQUARE INCHES

NOTE: USE ABOVE VALUES FOR SOLID OR STRANDED CONDUCTORS.

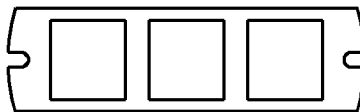
FPT4-CPA CENTER COMMUNICATION PLATES SOLD SEPARATELY:

FOR SPECIAL JACK SIZES OR OPENINGS CONTACT T&B TECHNICAL SERVICES DEPARTMENT.



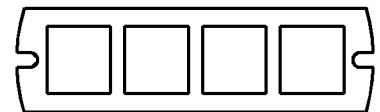
FPT4-CPA-4KEY

T&B KEYSTON
HUBBLE
LEVITON-QUICKPORT
(1) SHIPPED WITH POKE
THROUGH BASE UNIT
CAT. NO. FPT4-2P-6C-C



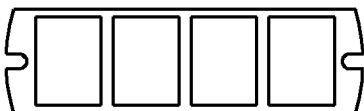
FPT4-CPA-3PAN

PANDUIT
REQUIRES #CMNZABL-X
ADAPTER FROM PANDUIT
TO MOUNT PANDUIT
MINI-CON JACKS.




FPT4-CPA-4SYS

AVAYA MGS400
SYSTEMAX MGS500
AT&T



FPT4-CPA-4ORT

ORTRONICS
OR-TJ600



FPT4-CPA-1MAAP

ACCEPTS ONE
MAAP MINI ARCHITECTURAL
ADAPTER PLATE
EXTRON



FPT4-CPA-BLANK

Thomas & Betts
www.tnb.com

DESCRIPTION:

CHICAGO APPROVED
FPT4-2P-6C-C POKE THROUGH BASE UNIT

SHEET NO:

2 OF 3

REV. NO:

-

DRAWING NO:

WSD-000243

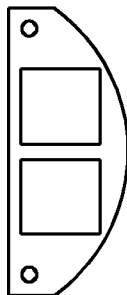
FPT4-CPB SIDE COMMUNICATION PLATES SOLD SEPARATELY:

FOR SPECIAL JACK SIZES OR OPENINGS CONTACT
T&B TECHNICAL SERVICES DEPARTMENT.



FPT4-CPA-4KEY

T&B KEYSTON
HUBBLE
LEVITON-QUICKPORT
(2) SHIPPED WITH POKE
THROUGH BASE UNIT
CAT. NO. FPT4-2P-6C-C



FPT4-CPB-2PAN

PANDUIT
REQUIRES #CMNZABL-X
ADAPTER FROM PANDUIT
TO MOUNT PANDUIT
MINI-CON JACKS.



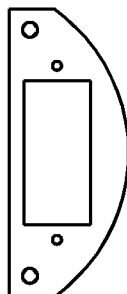
FPT4-CPA-4SYS

AVAYA
MGS400 SYSTIMAX
MGS500 AT &T



FPT4-CPA-4ORT

ORTRONICS
OR-TJ600



FPT4-CPA-1MAAP

ACCEPTS ONE
MAAP MINI ARCHITECTURAL
ADAPTER PLATE
EXTRON



FPT4-CPA-BLANK

Thomas & Betts
www.tnb.com

DESCRIPTION:

**CHICAGO APPROVED
FPT4-2P-6C-C POKE THROUGH BASE UNIT**

SHEET NO:

3 OF 3

REV. NO:

-

DRAWING NO:

WSD-000243