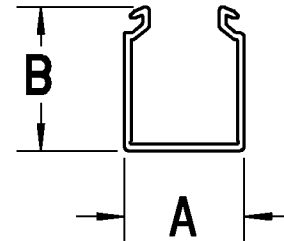
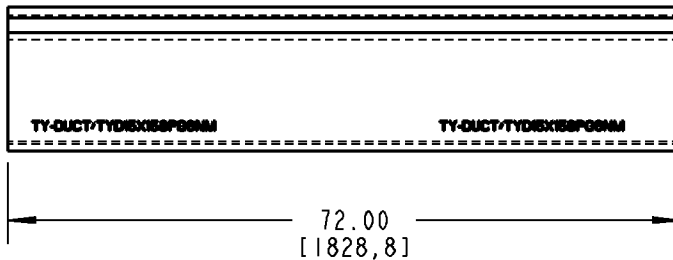
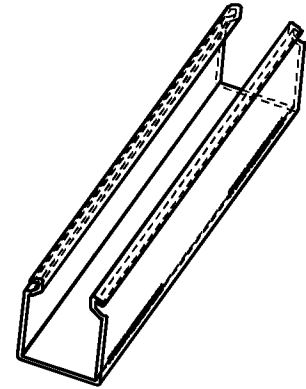




Ty-Duct



NOTES:

1. MATERIAL: RIGID PVC, COLOR- GRAY
2. TEMPERATURE RATING: -40°F [-40°C] TO 122°F [50°C]
3. FLAMMABILITY RATING: UL94V-0
4. FLUSH MOUNT COVER DESIGN. COVER MOUNTS FLUSH WITH SIDE WALLS

CATALOG NO.	A (WIDTH)	B (HEIGHT)	COVER CATALOG NO.
TYDIX1SPG6NM	1.250 [31,75]	1.025 [26,04]	TYD1CPG6
TYDIX2SPG6NM	1.250 [31,75]	2.014 [51,16]	TYD1CPG6
TYDIX3SPG6NM	1.250 [31,75]	3.000 [76,2]	TYD1CPG6
TYD15X15SPG6NM	1.750 [44,45]	1.500 [38,1]	TYD15CPG6
TYD2X15SPG6NM	2.250 [57,15]	1.521 [38,63]	TYD2CPG6
TYD2X2SPG6NM	2.250 [57,15]	2.034 [51,66]	TYD2CPG6
TYD2X3SPG6NM	2.250 [57,15]	3.000 [76,2]	TYD2CPG6
TYD3X3SPG6NM	3.285 [82,55]	3.056 [77,62]	TYD3CPG6
TYD4X3SPG6NM	4.250 [107,95]	3.056 [77,62]	TYD4CPG6

GENERAL NOTES

1. ALL DIMENSIONS ARE FOR REFERENCE ONLY.
2. DIMENSIONS IN BRACKETS [] ARE IN METRIC UNITS.

www.fnb.com

Thomas & Betts
A Member of the ABB Group

REVISIONS

1	SEE 2018231 FOR APPROVAL SIGNATURES & RELEASE DATE 10-9-17. PROJECT NO: 104D001356
---	--

DESCRIPTION: **SOLID WALL WIRING DUCT-
NO MOUNTING HOLES**

ORIGINAL PROJECT NO / (ERN NO)
104D000984 / (2017435)

SHEET NO:
1 OF 2

REV. NO:
1

DRAWING NO:
WSD-001683

NOMINAL DUCT SIZE WIDTH HEIGHT	AREA SQUARE	ELECTRICAL												DATA CABLE															
		8 AWG		10 AWG		12 AWG		14 AWG		16 AWG		18 AWG		22 AWG		24 AWG													
		Ø.216	THHN	Ø.153	THHN	Ø.122	THHN	Ø.158	MTW	Ø.105	THHN	Ø.139	MTW	Ø.165	MTW	Ø.096	THHN	Ø.125	MTW	Ø.084	THHN	Ø.113	MTW	Ø.085	MTW	Ø.217	UTP/CM CAT5E	Ø.250	UTP/CM CAT6
1.00 x 1.00	1.000	6	12	19	11	26	15	10	31	18	40	22	68	5	2														
1.00 x 2.00	2.000	12	24	38	23	52	30	21	62	37	81	45	135	12	3														
1.00 x 3.00	3.000	18	37	58	34	78	44	31	93	55	121	67	203	18	4														
1.50 x 1.50	1.500	14	27	43	26	58	33	24	70	41	91	50	152	14	4														
2.00 x 1.50	3.000	18	37	58	34	78	44	31	93	55	121	67	203	18	4														
2.00 x 2.00	4.000	24	49	77	46	104	59	42	124	73	162	90	270	24	6														
2.00 x 3.00	6.000	37	73	115	69	155	89	63	186	110	243	134	406	36	10														
3.00 x 3.00	9.000	55	110	173	103	233	133	94	279	165	364	201	609	55	14														
4.00 x 3.00	12.000	73	146	230	137	311	177	126	372	219	486	269	811	73	19														

GENERAL NOTES

- ALL DIMENSIONS ARE FOR REFERENCE ONLY.
- DIMENSIONS IN BRACKETS [] ARE IN METRIC UNITS.

REVISIONS

1. SEE ERN 2018231 FOR APPROVAL SIGNATURES & RELEASE DATE 10-9-17
PROJECT NO: 104D001365

www.tnb.com



DESCRIPTION:

**SOLID WALL WIRING DUCT-
NO MOUNTING HOLES**

ORIGINAL PROJECT NO / (ERN NO)

104D000984 / (2017435)

SHEET NO:

2 OF 2

REV. NO:

1

DRAWING NO:

WSD-001683