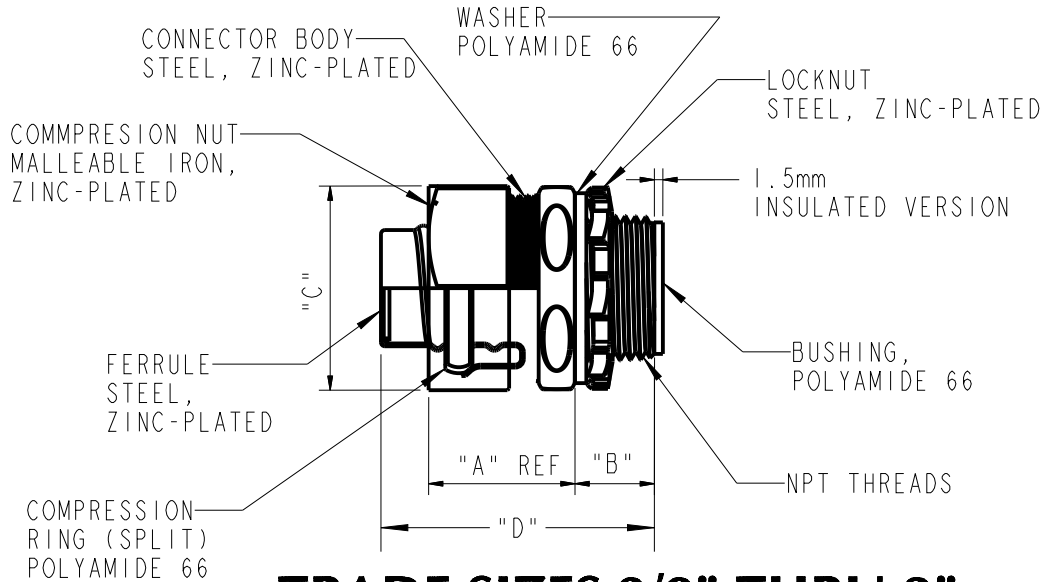




Steel City



TRADE SIZES 3/8" THRU 2"

NOTES:

1. ALL PRODUCTS ARE cULus LISTED.
2. INSULATED VERSIONS HAVE A PA 66 BUSHING INSTALLED.
3. PRODUCTS ARE COMPLIANT TO ROHS DIRECTIVE 2011/65/EU.
4. ADD A "T" TO CATALOG NO. FOR INSULATED VERSION (EXAMPLE LT438T-SC).

3/8" TO 2" TUBULAR STEEL CONNECTORS, SEE SHEET 2 FOR SIZES 2-1/2" TO 4".

NON-INSULATED	INSULATED			"A"	"B"	"C"	"D"
CATALOG NO.	CATALOG NO.	SIZE	NPT	mm	mm	mm	mm
LT38-SC	LT38T-SC	3/8"	1/2"-14	38.2	14	27	41.5
LT50-SC	LT50T-SC	1/2"	1/2"-14	39.5	14	29.8	43.8
LT75-SC	LT75T-SC	3/4"	3/4"-14	39.8	15	36	48.5
LT100-SC	LT100T-SC	1"	1"-11 1/2	47.2	16.5	43.5	55.5
LT125-SC	LT125T-SC	1-1/4"	1-1/4"-11 1/2	34.5	17.7	54	60.5
LT150-SC	LT150T-SC	1-1/2"	1-1/2"-11 1/2	39.3	17.7	61	65.8
LT200-SC	LT200T-SC	2"	2"-11 1/2	42.8	20	74.7	70.5

GENERAL NOTES

1. ALL DIMENSIONS ARE FOR REFERENCE ONLY.
2. DIMENSIONS IN BRACKETS [] ARE IN METRIC UNITS.

REVISIONS

0 SEE ERN (- - - - -) FOR APPROVAL SIGNATURES & RELEASE DATE.
PROJECT NO: ***

www.tnb.com

Thomas & Betts

A Member of the ABB Group

DESCRIPTION: **3/8" TO 4", STEEL & MALLEABLE IRON, STRAIGHT LIQUIDTIGHT FITTINGS, STEEL CITY**

ORIGINAL PROJECT NO / (ERN NO)

01P000681 / (2017534)

SHEET NO:

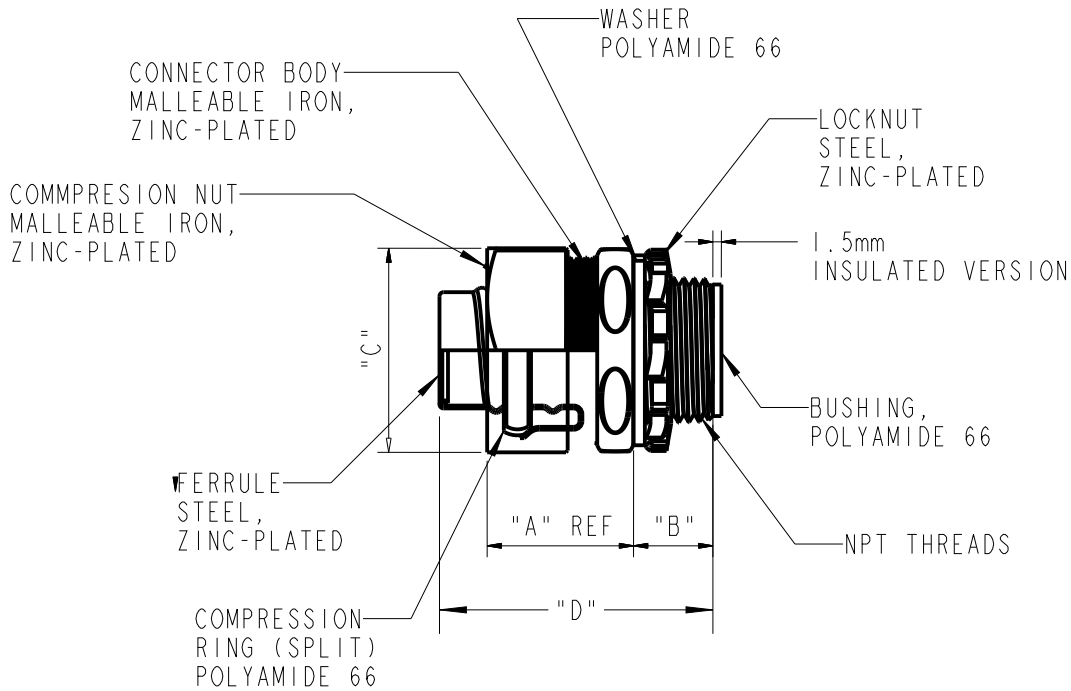
1 OF 4

REV. NO:

0

DRAWING NO:

WSD-001714



TRADE SIZES 2-1/2" THRU 4"

2-1/2" TO 4" MALLEABLE IRON CONSTRUCTION.

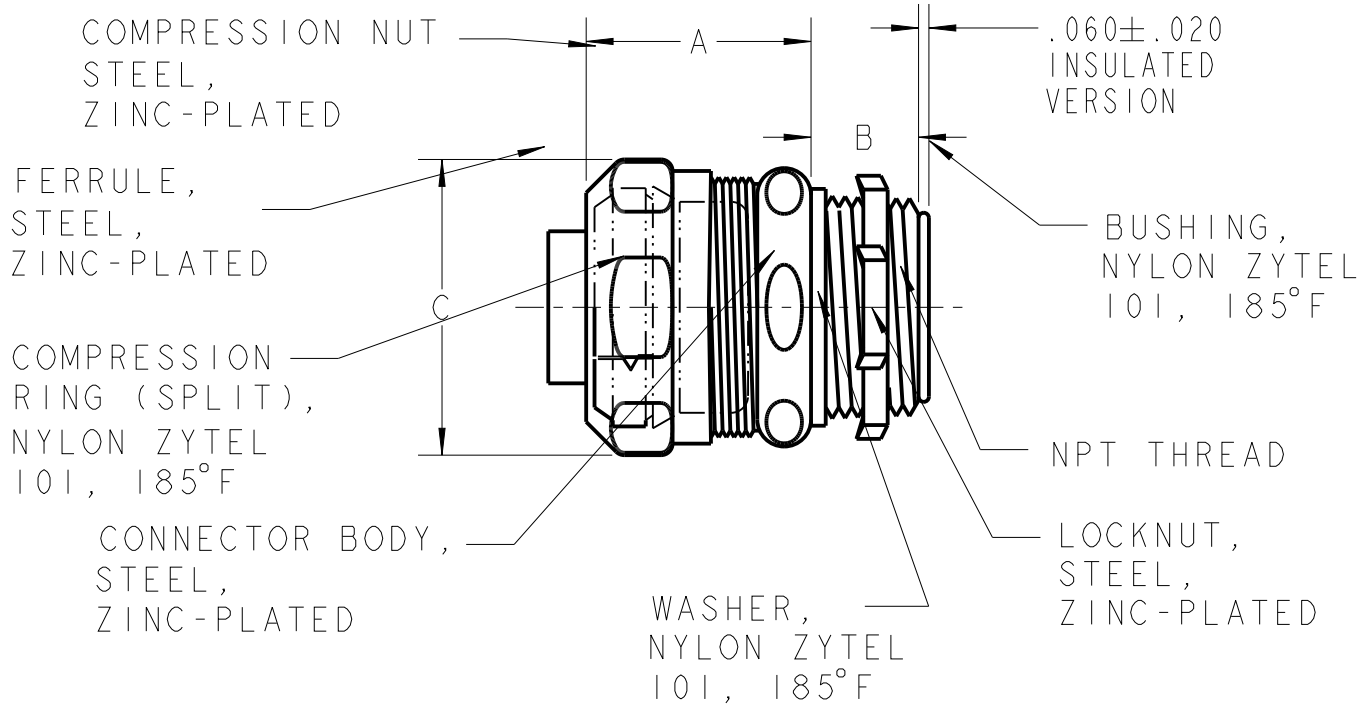
NON-INSULATED	INSULATED			"A"	"B"	"C"	"D"
CATALOG NO.	CATALOG NO.	SIZE	NPT	mm	mm	mm	mm
LT250-SC	LT250T-SC	2-1/2"	2-1/2"-8	89.8	26	92	70.5
LT300-SC	LT300T-SC	3"	3"-8	94.8	27	109.5	89.2
LT350-SC	LT350T-SC	3-1/2"	3-1/2"-8	95.5	28	125	95
LT400-SC	LT400T-SC	4"	4"-8	97.9	29	140	97

www.tnb.com	<b style="font-size: 1.2em;">Thomas & Betts <small>A Member of the ABB Group</small>		
DESCRIPTION: 3/8" TO 4", STEEL & MALLEABLE IRON, STRAIGHT LIQUIDTIGHT FITTINGS, STEEL CITY			
	SHEET NO: 2 OF 4	REV. NO: 0	DRAWING NO: WSD-001714



Steel City

Alternate Construction



3/8" TO 2" TUBULAR STEEL CONNECTORS, SEE SHEET 2 FOR SIZES 2-1/2" TO 4".

NON-INSULATED		INSULATED		SIZE	NPT	A±.031	B±.031	C±.031
CATALOG NO.	CATALOG NO.							
LT38-SC	LT38T-SC	3/8	1/2-14	.980	.500	1.140		
LT50-SC	LT50T-SC	1/2	1/2-14	1.100	.470	1.300		
LT75-SC	LT75T-SC	3/4	3/4-14	1.140	.590	1.560		
LT100-SC	LT100T-SC	1	1-11 1/2	1.300	.650	1.850		
LT125-SC	LT125T-SC	1-1/4	1 1/4-11 1/2	1.400	.650	2.250		
LT150-SC	LT150T-SC	1-1/2	1 1/2-11 1/2	1.400	.700	2.500		
LT200-SC	LT200T-SC	2	2-11 1/2	1.500	.800	3.000		

GENERAL NOTES

- ALL DIMENSIONS ARE FOR REFERENCE ONLY.
- DIMENSIONS IN BRACKETS [] ARE IN METRIC UNITS.

www.tnb.com

Thomas & Betts

A Member of the ABB Group

DESCRIPTION: **3/8" TO 4", STEEL & MALLEABLE IRON, STRAIGHT LIQUIDTIGHT FITTINGS, STEEL CITY**

REVISIONS

- | | |
|---|---|
| 0 | SEE ERN (***) FOR APPROVAL SIGNATURES & RELEASE DATE. PROJECT NO: *** |
|---|---|

ORIGINAL PROJECT NO / (ERN NO)

01P000681 / (2017534)

SHEET NO:

3 OF 4

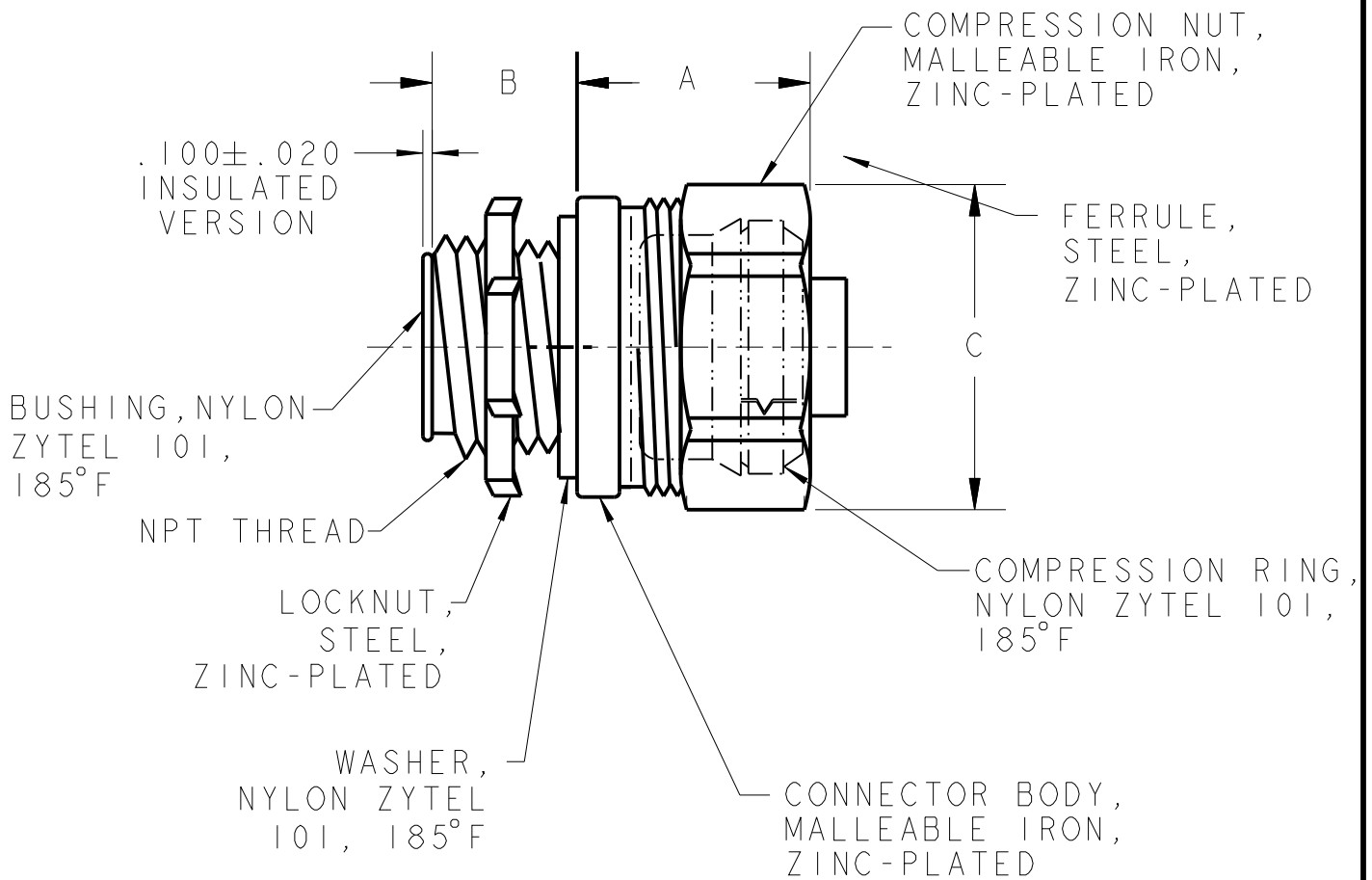
REV. NO:

0

DRAWING NO:

WSD-001714

Alternate Construction



2-1/2" TO 4" MALLEABLE IRON CONSTRUCTION.

NON-INSULATED	INSULATED					
T&B CAT NO.	T&B CAT NO.	SIZE	NPT	A ± .062	B ± .062	C ± .062
LT250-SC	LT250T-SC	2-1/2	2 1/2-8	2.150	1.050	4.040
LT300-SC	LT300T-SC	3	3-8	2.400	1.150	4.840
LT350-SC	LT350T-SC	3-1/2	3 1/2-8	2.800	1.200	5.530
LT400-SC	LT400T-SC	4	4-8	3.130	1.250	6.120

www.tnb.com

Thomas & Betts

A Member of the ABB Group

DESCRIPTION: **3/8" TO 4", STEEL & MALLEABLE IRON,
STRAIGHT LIQUIDTIGHT FITTINGS, STEEL CITY**

SHEET NO:

4 OF 4

REV. NO:

0

DRAWING NO:

WSD-001714